

# Tuyo (Live Version)

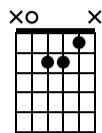
From Live Recording: "Rodrigo Amarante - Tuyo (Parque Iage)"

Rodrigo Amarante

## Intro

1:17

Am



Capo fret 4

Musical notation for the first system of the Intro, including a treble clef, 4/4 time signature, and guitar tablature. The melody starts with a half note G4, followed by a half note A4, and then a half note G4. The bass line consists of a steady eighth-note pattern: 2, 2, 2, 3, 2.

Musical notation for the second system of the Intro. It features a treble clef, 4/4 time signature, and guitar tablature. The melody continues with eighth-note patterns. Chord diagrams for Bm7b5, E7b9, and Am are provided above the staff. The bass line continues with eighth-note patterns: 3 2 3 2, 3 1 1 0 1 1, 2 2 2 2 2 2, and 2 2 2 2.

Musical notation for the third system of the Intro. It features a treble clef, 4/4 time signature, and guitar tablature. The melody continues with eighth-note patterns. Chord diagrams for Bm7b5, E7b9, and Am are provided above the staff. The bass line continues with eighth-note patterns: 3 2 3 2, 3 1 1 1 (3) 0, and 1 2 1 2.

Musical notation for the fourth system of the Intro. It features a treble clef, 4/4 time signature, and guitar tablature. The melody concludes with a half note G4. Chord diagrams for E7b9 and Am are provided above the staff. The bass line concludes with eighth-note patterns: 3 1 0 4, 1 2 2 2 0, and 1 2 2 0.

**B Verse**

1:43

Bm7b5 E7b9 Am

TAB 3 3 3 3 | 3 3 3 | 1 1 1 1 | 1 1 1

AB 2 2 2 2 | 1 1 1 0 | 2 2 2 2 | 2 2 2 0

Bm7b5 E7b9 Am A7b9/C#

TAB 3 3 3 3 | 3 3 3 | 1 1 1 | 2 2 2

AB 2 2 2 0 | (0) 2 0 | 0 0 | 4 4 0

**C Chorus**

2:00

Dm7 G CM7 F

TAB 6 6 6 | 3 3 3 | 5 5 5 | 1 1 1

AB 5 5 0 0 | 4 4 4 0 | 4 4 4 0 | 2 2 2 0

Bm7b5 E7b9 Am

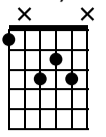
TAB 3 3 3 | 3 3 3 | 1 1 1 1 | (1) (2)

AB 2 0 0 | 0 2 0 | 0 0 | 3 2 0 3 2 0 0

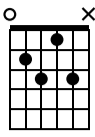
**D Bridge**

2:18

Dm/F

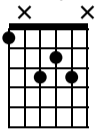


E7b9

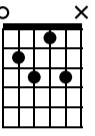


Musical notation for the first system of the Bridge section, including a treble clef staff with notes and rests, and a guitar tablature staff with fret numbers and string indicators (T, A, B).

Dm/F

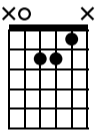


E7b9

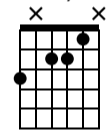


Musical notation for the second system of the Bridge section, including a treble clef staff with notes and rests, and a guitar tablature staff with fret numbers and string indicators (T, A, B).

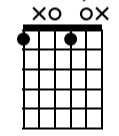
Am



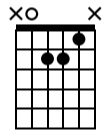
Am/G



E7b9/F



Am

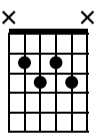


Musical notation for the third system of the Bridge section, including a treble clef staff with notes and rests, and a guitar tablature staff with fret numbers and string indicators (T, A, B).

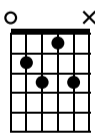
**E Solo**

2:45

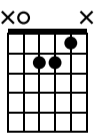
Bm7b5



E7b9



Am



Musical notation for the Solo section, including a treble clef staff with notes and rests, and a guitar tablature staff with fret numbers and string indicators (T, A, B). A dynamic marking 'P' is present above the final note.

Bm7 $\flat$ 5 E7 $\flat$ 9 A7 $\flat$ 9

3:02

TAB

3 3 3 3 (3) 3 3 3 0 | 1 2 1 (1) 0 | 2 0 2 3 0

2 1 0 2 0 0 0 0 0

**[F] Chorus**  
3:02

Dm7 G Cm7 F

TAB

6 5 6 5 0 | 4 3 3 4 0 | 5 5 5 4 0 | 2 1 2 2 0

5 5 0 3 5 0 3 3 1

Bm7 $\flat$ 5 E7 $\flat$ 9 Am

TAB

3 3 3 3 3 (0) | 1 1 1 1 | 1 1 1 1 0

2 1 0 2 0 0 2 2 2 2 0 2 3 2 0

**[G] Bridge**  
3:20

Dm/F E7 $\flat$ 9

TAB

3 0 3 | 0 3 3 3 3 | (3) 3 3 3

1 1 3 | 1 1 3 0 | 2 1 1 1 (1) 1 1 1 0

**Dm/F** **E7 $\flat$ 9**

TAB: 3 0 3 3 2 2 3 0 | 3 3 3 3 1 1 3 1 | (0) 3 3 3 (3) 3 3 3 (1) 1 1 1 2 0

**H** **Outro**

3:38

**Am** **Am/G** **E7 $\flat$ 9/F** **E7 $\flat$ 9** **Am** **Am/G** **Dm/F**

TAB: 1 1 1 1 0 (1) 0 0 1 2 2 2 1 3 0 3 3 2 0

**E7 $\flat$ 9** **AmM7** **Am**

TAB: 0 0 1 0 0 0 0 2 1 1 0 1 1 2 2 0 (1) (2) (2) (0)