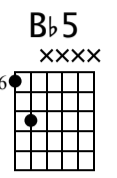
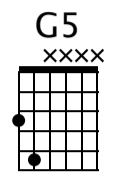
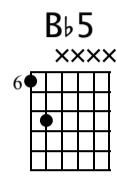
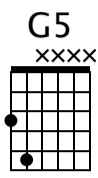
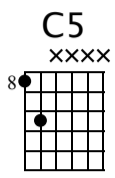


# Rolling in The Deep

Adele

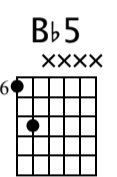
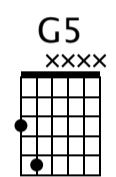
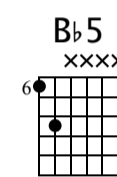
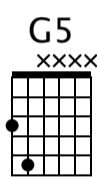
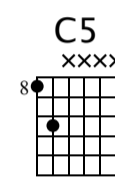
♩ = 105

## Verse



P.M.

4/4



P.M.

## Pre-Chorus

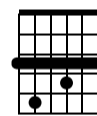
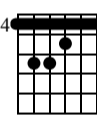
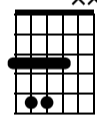
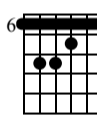
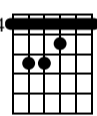
A♭

B♭

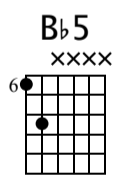
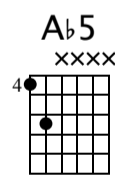
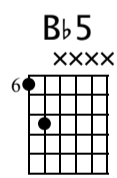
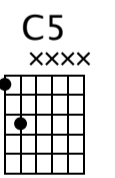
Gm

1. A♭

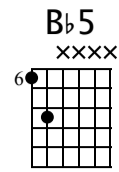
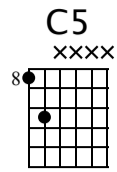
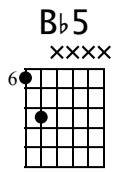
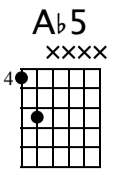
2. G7



## Chorus



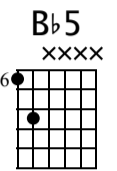
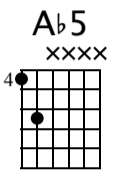
**Bridge**



P.M. -----|



TAB notation for the first bridge section. It consists of four measures. The first measure has fret numbers 6-6-6-6 on strings 4-1. The second measure has 8-8-8-8 on strings 4-1. The third measure has 10-10-10-10 on strings 4-1. The fourth measure has 8-8-8-8 on strings 4-1. Each fret number is connected to the string number by a vertical line, and there are brackets under each fret number.



P.M. -----|



TAB notation for the second bridge section. It consists of four measures. The first measure has fret numbers 6-6-6-6 on strings 4-1. The second measure has 6-6-6-6 on strings 4-1. The third measure has 8-8-8-8 on strings 4-1. The fourth measure has 8-8-8-8 on strings 4-1. Each fret number is connected to the string number by a vertical line, and there are brackets under each fret number.