

Gypsy Jazz Chord Sequence Warm Up

G



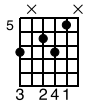
4/4

mf

TAB

| | | | | | | | |
|---|---|---|---|---|---|---|---|
| 3 | X | 3 | X | 3 | X | 3 | X |
| 3 | X | 3 | X | 3 | X | 3 | X |
| 4 | X | 4 | X | 4 | X | 4 | X |
| 5 | X | 5 | X | 5 | X | 5 | X |
| 3 | X | 3 | X | 3 | X | 3 | X |

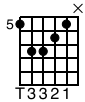
E7/B



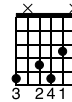
TAB

| | | | | | | | |
|---|---|---|---|---|---|---|---|
| 5 | X | 5 | X | 5 | X | 5 | X |
| 7 | X | 7 | X | 7 | X | 7 | X |
| 6 | X | 6 | X | 6 | X | 6 | X |
| 7 | X | 7 | X | 7 | X | 7 | X |

A



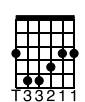
D7/A



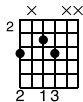
TAB

| | | | | | | | |
|---|---|---|---|---|---|---|---|
| 5 | X | 5 | X | 3 | X | 3 | X |
| 6 | X | 6 | X | 5 | X | 5 | X |
| 7 | X | 7 | X | 4 | X | 4 | X |
| 7 | X | 7 | X | 5 | X | 5 | X |
| 5 | X | 5 | X | | | | |

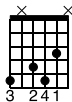
G



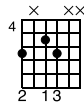
G# Dim



D7/A

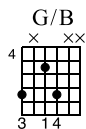


A# Dim

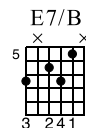


TAB

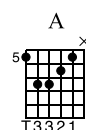
| | | | | | | | |
|---|---|---|---|---|---|---|---|
| 3 | X | | X | | X | | X |
| 3 | X | 4 | X | 5 | X | 6 | X |
| 4 | X | 3 | X | 4 | X | 5 | X |
| 5 | X | 4 | X | 5 | X | 6 | X |
| 3 | X | | X | | X | | X |



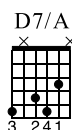
Musical notation for G/B chord progression. The staff shows a sequence of notes: G3, B3, G3, B3, G3, B3, G3, B3. The TAB below shows the fret numbers: 7, 5, 7, 5, 7, 5, 7, 5. The strings are marked with 'X' for muted notes.




Musical notation for E7/B chord progression. The staff shows a sequence of notes: E3, G#3, E3, G#3, E3, G#3, E3, G#3. The TAB below shows the fret numbers: 5, 7, 6, 7, 5, 7, 6, 7. The strings are marked with 'X' for muted notes.



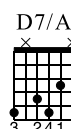
Musical notation for A chord progression. The staff shows a sequence of notes: A3, C#3, A3, C#3, A3, C#3, A3, C#3. The TAB below shows the fret numbers: 5, 6, 7, 5, 5, 6, 7, 5. The strings are marked with 'X' for muted notes.



Musical notation for D7/A chord progression. The staff shows a sequence of notes: D3, F#3, D3, F#3, D3, F#3, D3, F#3. The TAB below shows the fret numbers: 3, 5, 4, 5, 3, 5, 4, 5. The strings are marked with 'X' for muted notes.



Musical notation for G chord progression. The staff shows a sequence of notes: G3, B3, G3, B3, G3, B3, G3, B3. The TAB below shows the fret numbers: 3, 3, 4, 5, 5, 3, 3, 3. The strings are marked with 'X' for muted notes.



Musical notation for D7/A chord progression. The staff shows a sequence of notes: D3, F#3, D3, F#3, D3, F#3, D3, F#3. The TAB below shows the fret numbers: 3, 5, 4, 5, 3, 5, 4, 5. The strings are marked with 'X' for muted notes.



Musical notation for G6add9 chord progression. The staff shows a sequence of notes: G3, B3, G3, B3, G3, B3, G3, B3. The TAB below shows the fret numbers: 5, 5, 4, 5, 5, 3, 5, 3. The strings are marked with 'X' for muted notes.