

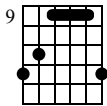
# Don't Let Me Down Ideas

by Beatles

## A Intro

E chord as G shape

E

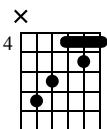


Musical notation for Intro A. Treble clef, key signature of three sharps (F#, C#, G#), 4/4 time signature. The melody starts with a half note G#4, followed by quarter notes A4 and B4, then a half note C#5. The bass line consists of a half note G2, followed by quarter notes A2 and B2, then a half note C#3. The dynamic marking *mf* is present. The guitar tablature below shows fret numbers for strings T, A, and B.

## B Intro

E chord as C shape

E

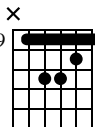


Musical notation for Intro B. Treble clef, key signature of three sharps (F#, C#, G#), 4/4 time signature. The melody starts with a half note G#4, followed by quarter notes A4 and B4, then a half note C#5. The bass line consists of a half note G2, followed by quarter notes A2 and B2, then a half note C#3. The guitar tablature below shows fret numbers for strings T, A, and B.

## Verse / Chorus

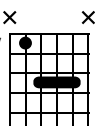
Option 1

F#m



Musical notation for Verse / Chorus Option 1. Treble clef, key signature of three sharps (F#, C#, G#). The melody consists of a series of chords: F#m, G#4, A4, B4, C#5, G#4, F#m, G#4, A4, B4, C#5, G#4, F#m, G#4, A4, B4, C#5, G#4, F#m. The guitar tablature below shows fret numbers for strings T, A, and B.

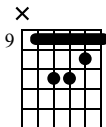
E



Musical notation for Verse / Chorus Option 2. Treble clef, key signature of three sharps (F#, C#, G#). The melody consists of a series of chords: E, G#4, A4, B4, C#5, G#4, E, G#4, A4, B4, C#5, G#4, E, G#4, A4, B4, C#5, G#4, E. The guitar tablature below shows fret numbers for strings T, A, and B.

Option 2

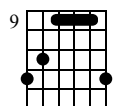
F#m



Musical notation for Option 2, F#m. The top staff shows a treble clef with a key signature of three sharps (F#, C#, G#). The bottom staff shows a guitar TAB with fret numbers for strings T, A, B, and B. The sequence of fret numbers is: T (9, 10, 11, 11), A (9, 10, 9, 11, 9, 11), B (9, 11, 11, 11, 9, 9), and B (9, 10, 9, 10, 9, 9). Vertical lines indicate bar boundaries. Some fret numbers are grouped with vertical lines and 'V' or '□' symbols, likely indicating vibrato or specific articulation.

E chord using part of G shape

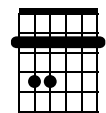
E



Musical notation for E chord using part of G shape. The top staff shows a treble clef with a key signature of three sharps (F#, C#, G#). The bottom staff shows a guitar TAB with fret numbers for strings T, A, B, and B. The sequence of fret numbers is: T (9, 9, 9, 9, 9), A (9, 9, 9, 9, 9), B (9, 9, 9, 9, 9), and B (11, 11, 11, 11, 11). Vertical lines indicate bar boundaries.

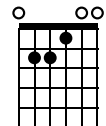
Option 3

F#m



Musical notation for Option 3, F#m. The top staff shows a treble clef with a key signature of three sharps (F#, C#, G#). The bottom staff shows a guitar TAB with fret numbers for strings T, A, B, and B. The sequence of fret numbers is: T (2, 2, 2, 2, 2), A (2, 2, 2, 2, 2), B (2, 2, 2, 2, 2), and B (4, 4, 4, 4, 4). Vertical lines indicate bar boundaries.

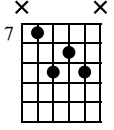
E



Musical notation for E chord. The top staff shows a treble clef with a key signature of three sharps (F#, C#, G#). The bottom staff shows a guitar TAB with fret numbers for strings T, A, B, and B. The sequence of fret numbers is: T (0, 0, 0, 0, 0), A (0, 0, 0, 0, 0), B (1, 1, 1, 1, 1), and B (2, 2, 2, 2, 2). Vertical lines indicate bar boundaries.

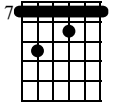
Bridge

EM7



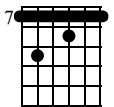
Musical notation for the first system of the bridge, featuring a treble clef, a key signature of three sharps (F#, C#, G#), and a 7/8 time signature. The notation includes a melodic line with eighth notes and a guitar tablature line with fret numbers 9, 8, 9, 7. The first measure contains a whole note chord, followed by eighth notes with ties across the bar line. The second measure contains eighth notes with ties across the bar line, followed by a whole note chord.

B7



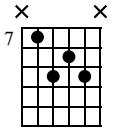
Musical notation for the second system of the bridge, featuring a treble clef, a key signature of three sharps (F#, C#, G#), and a 7/8 time signature. The notation includes a melodic line with eighth notes and a guitar tablature line with fret numbers 7, 7, 8, 7, 9, 7. The first measure contains a whole note chord, followed by eighth notes with ties across the bar line. The second measure contains eighth notes with ties across the bar line, followed by a whole note chord.

B7



Musical notation for the third system of the bridge, featuring a treble clef, a key signature of three sharps (F#, C#, G#), and a 7/8 time signature. The notation includes a melodic line with eighth notes and a guitar tablature line with fret numbers 7, 7, 8, 7, 9, 7. The first measure contains a whole note chord, followed by eighth notes with ties across the bar line. The second measure contains eighth notes with ties across the bar line, followed by a whole note chord.

EM7



Musical notation for the fourth system of the bridge, featuring a treble clef, a key signature of three sharps (F#, C#, G#), and a 7/8 time signature. The notation includes a melodic line with eighth notes and a guitar tablature line with fret numbers 9, 8, 9, 7. The first measure contains a whole note chord, followed by eighth notes with ties across the bar line. The second measure contains eighth notes with ties across the bar line, followed by a whole note chord.