

# Babe I'm Gonna Leave You Power Chords

Led Zeppelin

## Main Riff

Am G D/F# F E

4/4 *mf*

TAB: 2 0 | 5 3 | 5 2 | 3 1 | 2 0

## Bridge 1

Am Em/A Dmadd9/A

1 3 and 4 and 1

TAB: 0 1 2 2 0 | 0 8 9 9 0 | 0 6 7 7 0 | (0) (6) (7) (7) (0)

## Heavy Bit

A5 G5

1 and 2 and 3 4

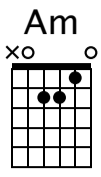
TAB: 0 7 7 0 7 7 5 5 | 0 5 3 5 0 5 3 5

D/F# F5 E5

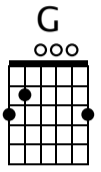
TAB: 0 5 5 0 5 5 | 0 3 3 0 2 2

# Basic Picking Theme

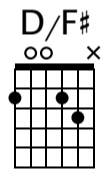
p = thumb, i, m, a = 1st, 2nd, 3rd fingers



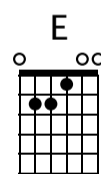
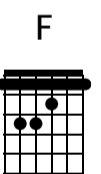
Musical notation for the Am chord section, showing a treble clef staff with notes i3, m1, a, i, m, a and a bass clef staff with notes p, p. The TAB staff shows fret numbers 2, 1, 0, 2, 1, 0, 0.



Musical notation for the G chord section, showing a treble clef staff with notes i, m, a, i, m, a and a bass clef staff with notes p3, p. The TAB staff shows fret numbers 0, 0, 0, 0, 0, 0, 3.


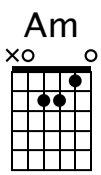


Musical notation for the D/F# chord section, showing a treble clef staff with notes i3, m1, a, i, m, a and a bass clef staff with notes p2#, p#. The TAB staff shows fret numbers 2, 3, 0, 2, 3, 0, 2.



Musical notation for the F and E chord section, showing a treble clef staff with notes i2, m1, a, i1#, m, a and a bass clef staff with notes pt, p. The TAB staff shows fret numbers 2, 1, 0, 1, 0, 0, 1.

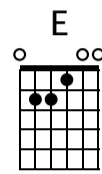
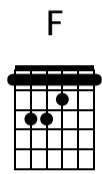
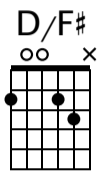
# Busier Picking



Musical notation for the first system, including a treble clef staff with notes and a TAB staff with fret numbers.

Notes: *p* *i*3 *m*1 *a*4 | *p* *i* *m* *a* | *p*3 *i* *m* *a*4 | *p* *i* *m* *a*1

TAB: 2 1 3 | 2 1 0 | 3 3 | 0 0 1



Musical notation for the second system, including a treble clef staff with notes and a TAB staff with fret numbers.

Notes: *p*2# *i* *m*3 *a*4 | *p* *i* *m* *a*1 | *p*t *i*3 *m*2 *a*1 | *p* *i*2 *m*1# *a*

TAB: 0 2 3 | 0 2 1 | 3 2 1 | 2 1 0