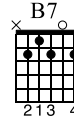
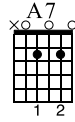
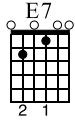


12 Bar Blues Picking Example



A Apply Basic Melody

E7

A7 E7

B7 A7 E7 B7

A Embelish Melody

E7

A7 E7

TAB

0 2 3 2 | 0 2 3 2 | 0 2 3 2 | 0 2 3 2

0 0 0 0 | 0 0 0 0 | 0 0 0 0 | 0 0 0 0

B7 A7 E7 B7

TAB

2 0 2 3 2 0 2 3 2 0 2 2 0 2 2

2 2 2 2 | 0 0 0 0 | 0 0 0 0 | 2 2 2 2

B Embellish Rhythm
E7

TAB

0 1 | (0) 2 3 2 0 | (0) 2 3 2 0 | (0) 2 3 2 0 | (0) 2 3 2 0

0 0 0 0 | 0 0 0 0 | 0 0 0 0 | 0 0 0 0

A7 E7

TAB

(0) 2 3 2 0 | (0) 2 3 2 0 | (0) 2 3 2 0 | (0) 2 3 2 0

0 0 0 0 | 0 0 0 0 | 0 0 0 0 | 0 0 0 0

Chord progression: B7, A7, E7, B7

Melody (Treble Clef):

Measure 1: G4 (quarter), A4 (quarter), B4 (quarter), A4 (quarter), G4 (quarter), F#4 (quarter), E4 (half).
Measure 2: D4 (quarter), E4 (quarter), F#4 (quarter), G4 (quarter), A4 (quarter), B4 (quarter), A4 (quarter), G4 (quarter).
Measure 3: E4 (quarter), F#4 (quarter), G4 (quarter), A4 (quarter), B4 (quarter), A4 (quarter), G4 (quarter), F#4 (quarter).
Measure 4: G4 (quarter), A4 (quarter), B4 (quarter), A4 (quarter), G4 (quarter), F#4 (quarter), E4 (half).

TAB:

Measure	T (Treble)	A (Middle)	B (Bass)
1	(2)-2-2-2-0 (0)-0-0-0-2	(0)-2-3-2-0 (2)-2-2-2-1	2-2-2-2
2	(0)-2-3-2-0 (1)-1-1-1-0	(0)-2-3-2-0 (2)-2-2-2-1	0-0-0-0
3	(2)-2-2-2-0 (0)-0-0-0-1	(0)-2-3-2-0 (1)-1-1-1-0	0-0-0-0
4	(2)-2-2-2-0 (0)-0-0-0-1	(0)-2-3-2-0 (2)-2-2-2-1	2-2-2-2